












COVID-19 Weekly Dashboard August 30, 2021	
Vaccination Rate	
Daily New Case Incidence	
Cases Per 100,000	
Test Positivity Rate	
Level of Community Transmission	
Number of Active Cases Ages 11 and Younger	
Bed Use and Capacity/St. James Healthcare	
ICU Use and Capacity/St. James Healthcare	
Ventilator Use and Capacity/St. James Healthcare	
Bed Use and Capacity at Region's Critical Access Hospitals	
ICU and Ventilator Use and Capacity at Region's Critical Access Hospitals	

- Vaccination rate – the Health Department says the community should strive for a rate of 75 percent to 90 percent. As of Monday, Aug. 23, 2021, **60.53%** of Butte-Silver Bow’s eligible population was fully vaccinated.
<https://montana.maps.arcgis.com/apps/MapSeries/index.html?appid=7c34f3412536439491adcc2103421d4b>
- Daily new case incidence – An average daily case rate of more than 10 calls for community mitigation, such as masking and distancing. For the epidemiological week of Aug. 21-27, 2021, average daily case rate was **13.14**. *Health Department data tracking.*
- COVID-19 cases per 100,000 population – this metric should be below 25 cases per 100,000 population. As of Monday, Aug. 30, 2021, the community stood at **39.60** cases per 100,000 population.
<https://globalepidemics.org/key-metrics-for-covid-suppression/>
- Test positivity rate – this rate – the percentage of people testing positive for COVID-19 over a certain period of time – should be below 10 percent. As of Monday, Aug. 30, 2021, the community’s positivity rate was at **6.8** percent. <https://data.cms.gov/covid-19/covid-19-nursing-home-data>
- Community transmission – the CDC rates transmission as low, moderate, substantial, and high. Butte-Silver Bow is currently in a **high** level of transmission. [CDC COVID Data Tracker \[covid.cdc.gov\]](https://www.cdc.gov/covid19/data-tracker/)
- Number of active cases ages 11 and younger – *Health Department data tracking.*
- Hospital capacity -- Ability of St. James Healthcare to treat all patients safely, those with COVID-19 and those with other ailments, without additional staffing. These criteria are informed through direct consultation with St. James Healthcare officials and the DPHHS website. The Butte-Silver Bow Health Department is also tracking capacity at the region’s critical access hospitals in Beaverhead, Madison, Deer Lodge, Powell and Granite counties. Six CAH’s are located in five counties; one CAH has ICU and ventilator capacity. These criteria are informed through the DPHHS website. For the week of Aug. 30, **70 to 90 percent** of beds at St. James were occupied; all ICU beds were occupied. At the region’s critical access hospitals, **fewer than 70 percent** of beds of beds were occupied.