

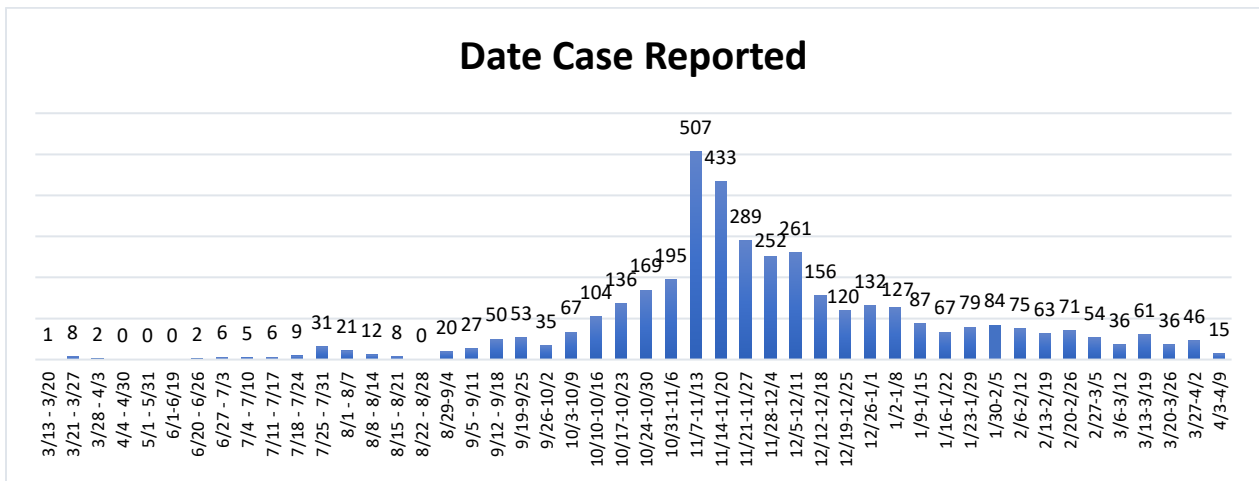
COVID-19 Data for Butte-Silver Bow

This report is completed using data that is available at the time of analysis and there may be a delay between current case count and this report, due to rapidly changing updates. This data is based on information available as of 4/11/21. Current case count at the time of this report in Butte-Silver Bow is:

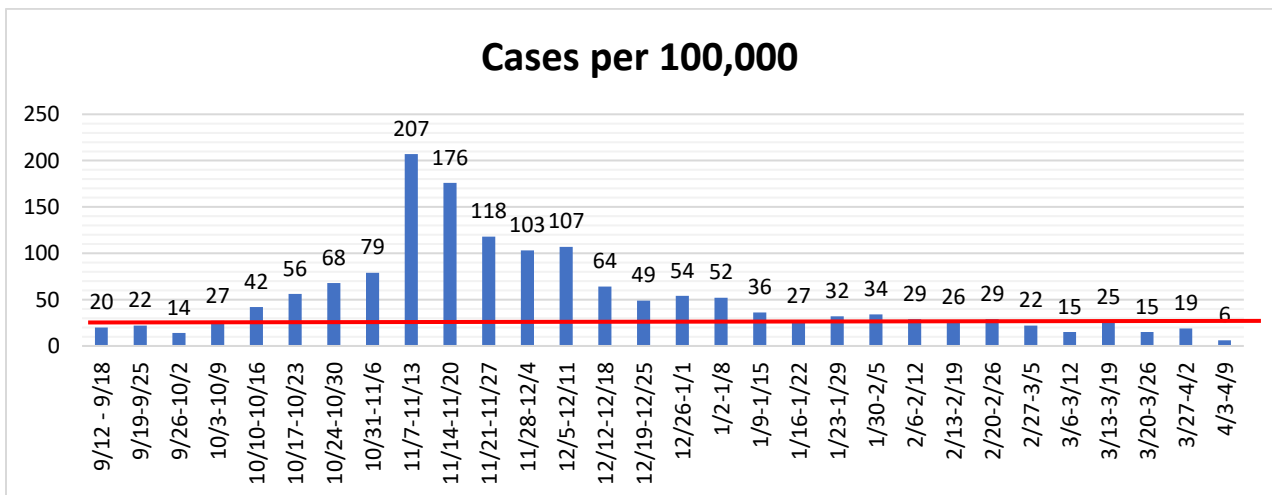
Total Case Count – 4,021		
Active Cases – 11	Recovered – 3,928	Deaths – 82

Case Data

The first COVID case in Butte-Silver Bow was reported during the week of 3/13/2020 – 3/20/2020. The below table represents a weekly case count (Saturday – Friday). This graph does not reflect total cases as of the date of this report.



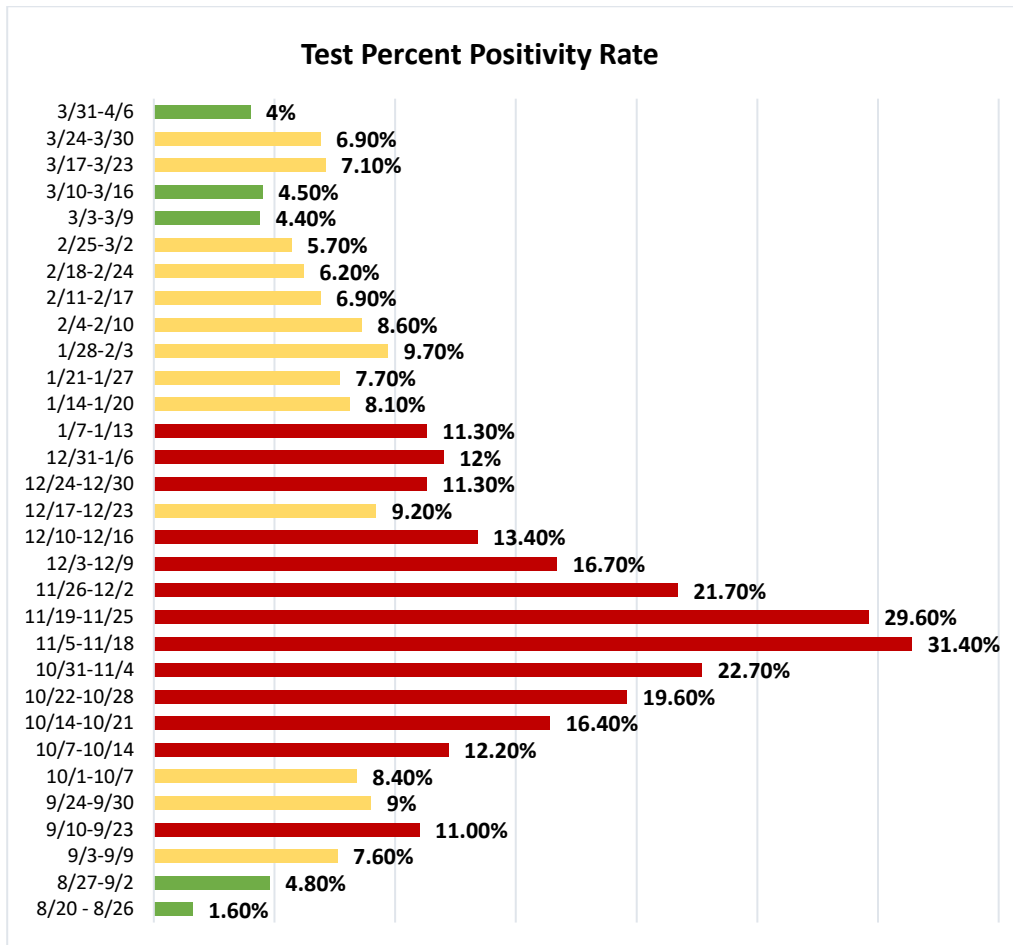
Daily average for cases in Butte-Silver Bow for 4/3-4/9 is 2 and cases per 100,000 is 6. Goal: Decrease incidence to 25 cases per 100,000 population.



Test Positivity Rate

The below graph represents the test positivity rate in Butte-Silver Bow by week according to data collected by CMS. Goal: Decrease the test positivity rate to 10%.

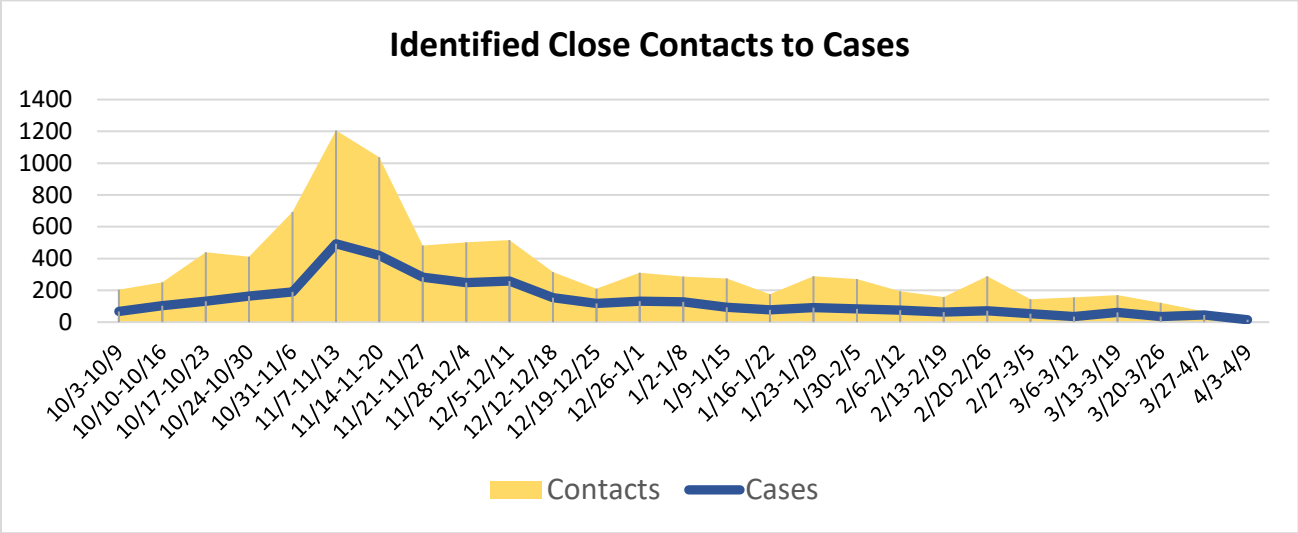
Community COVID-19 Activity	County Positivity Rate in the past week
Low	<5%
Medium	5% - 10%
High	>10%



<https://data.cms.gov/stories/s/COVID-19-Nursing-Home-Data/bkwz-xpvg/>

Close Contacts

The number of identified close contacts placed in quarantine decreased from last week. For the week of 4/3 – 4/9 there were 29 close contacts identified, down 39 from last week.

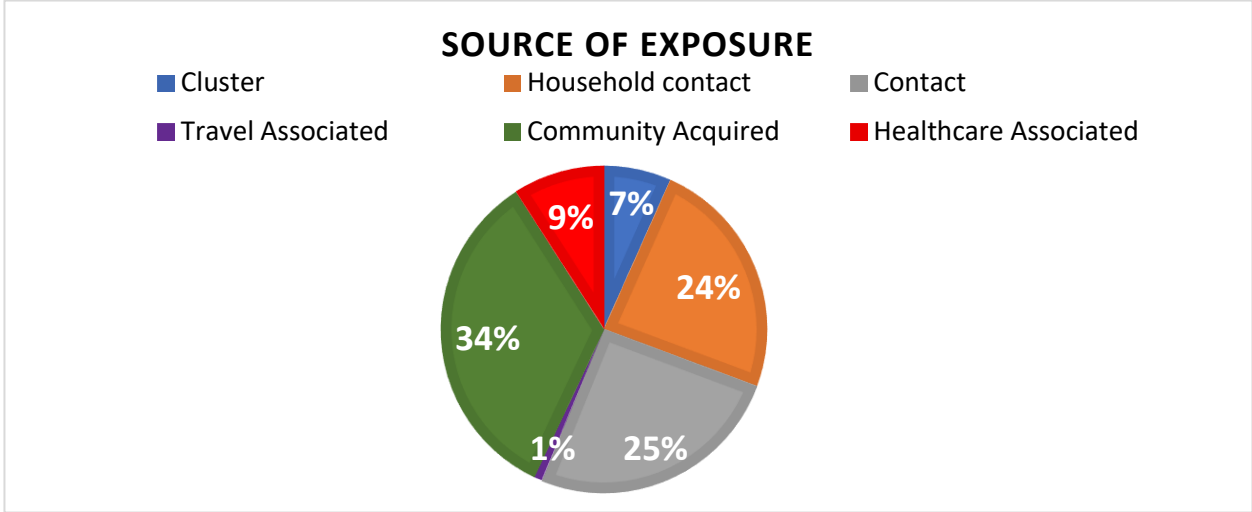


Transmission

Transmission changes over time with timely investigations, thorough contact tracing, and measures to reduce community-acquired transmission. Categories for reporting transmission:

TRAVEL ASSOCIATED	Case traveled out-of-state during the incubation period
COMMUNITY ACQUIRED	Case was unable to be linked with other known cases
CONTACT	Contact to a case not in their household and not part of a known cluster
HOUSEHOLD CONTACT	Household contact to a confirmed case
CLUSTER	Case is part of a known cluster
HAI	Healthcare-associated infection
UNDER INVESTIGATION	Likely route of transmission is still under investigation

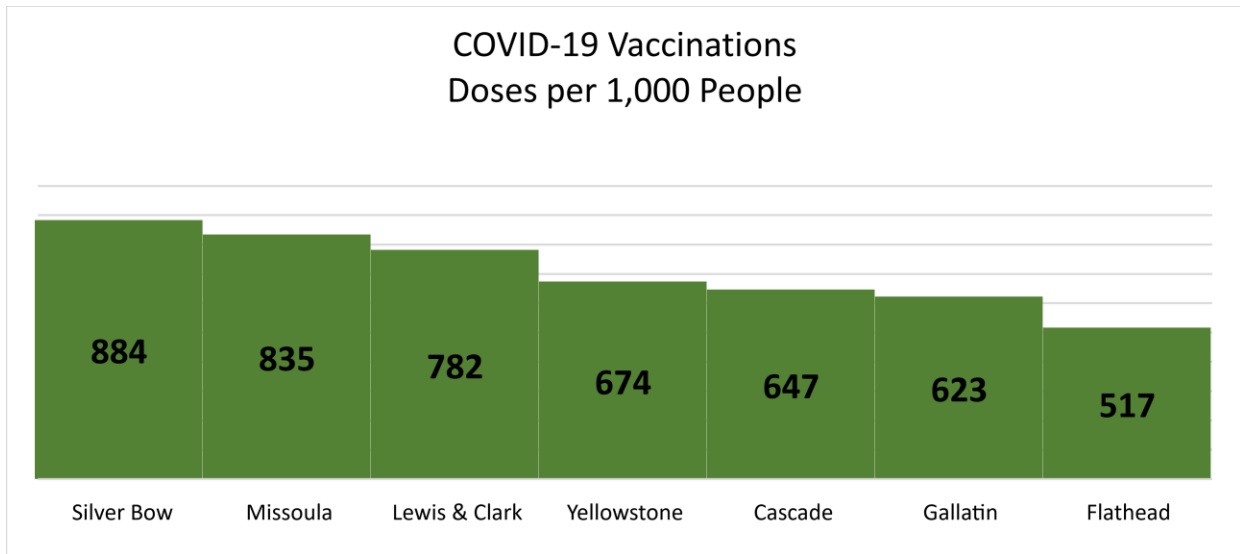
The below table represents known routes of transmission for COVID-19 cases in Butte-Silver Bow. Cases are classified as a cluster when 4 or more cases are epi-linked. **To date, 26 clusters have been identified in Butte-Silver Bow.**



COVID-19 Vaccination

Vaccination clinics are open to ages 16+ as part of the state's vaccine rollout plan. Current vaccination numbers for Butte-Silver Bow.

Total Doses Administered: 25,265
Dose #1 Administered: 14,937
Fully Immunized: 10,642
Eligible Population Dose # 1 Administered: 52%
Eligible Population Fully Immunized: 37%
Doses per 1,000 Population: 884

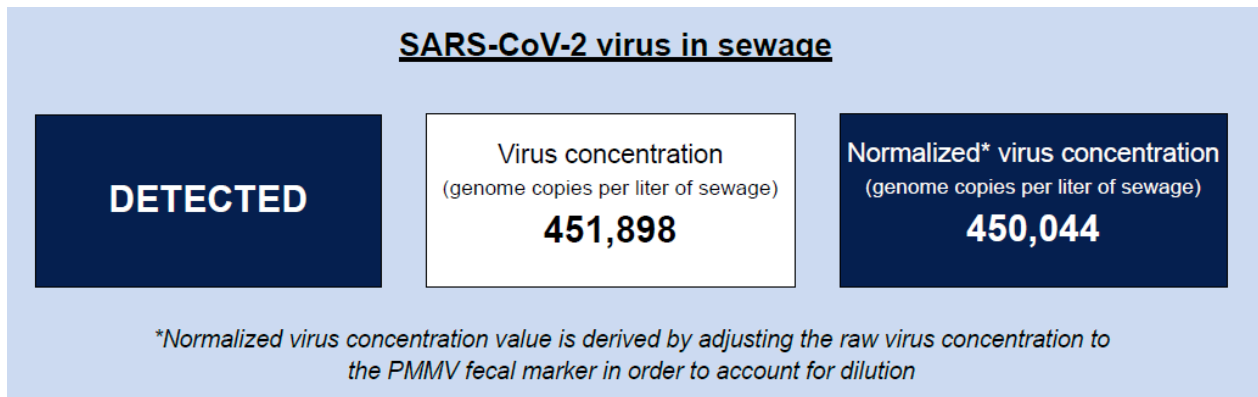


<https://montana.maps.arcgis.com/apps/MapSeries/index.html?appid=7c34f3412536439491adcc2103421d4b>

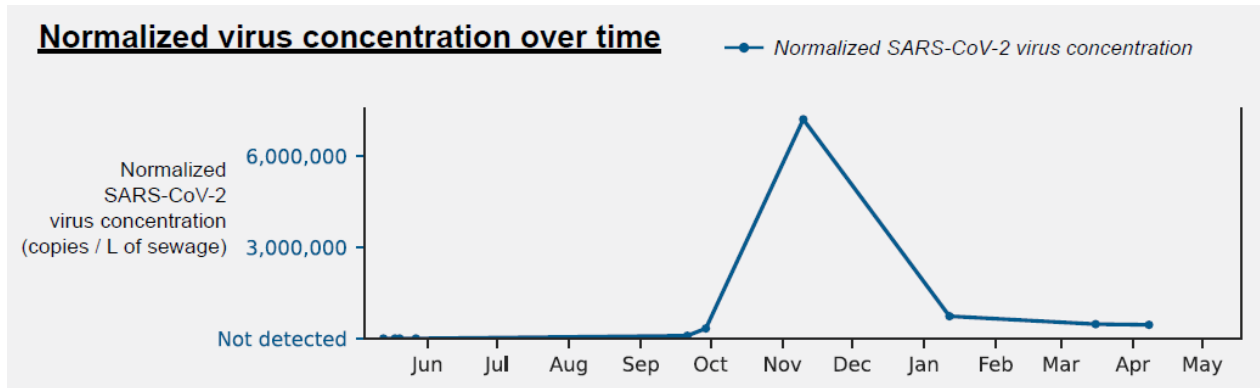
Last Updated: 4/12/2021, 10:48 am

Butte-Silver Bow Wastewater Testing

SARS-Co-V-2 has been detected in Butte-Silver Bow wastewater.



Normalized virus concentration is derived by adjusting the raw virus concentration to the pepper mild mottle virus (PMMV) fecal marker to account for dilution. PMMV is a common virus found in human fecal marker to normalize statistical deviation in sample.



The Butte-Silver Bow sample was taken April 8, 2021, by Biobot, a Massachusetts based company that analyzes viruses, bacteria, and chemical metabolites that are excreted in urine and stool collected in sewers.